


Unlock the Path to Educational Excellence: Steps to Researching and Evaluating Schools That Match Your Needs

Embarking on the journey of finding the ideal school for your child can be a daunting task. With countless options available, it's crucial to arm yourself with a comprehensive understanding of the evaluation process. This definitive guide will equip you with the essential steps to navigate the complexities of school research and ensure you make an informed decision that aligns with your family's aspirations.

Step 1: Define Your Needs and Values

Before embarking on your research, take time to clearly articulate your educational priorities and values. Consider the following aspects:



Finding the Right Colleges for You: 7 Steps to Researching & Evaluating Schools That Match Your Needs by Roni Loren

★★★★★ 5 out of 5

Language : English
File size : 1246 KB
Text-to-Speech : Enabled
Enhanced typesetting : Enabled
Word Wise : Enabled
Print length : 106 pages
Lending : Enabled
Screen Reader : Supported



- **Academic Focus:** Are you seeking a school that emphasizes STEM, the arts, or a well-rounded curriculum?
- **Educational Philosophy:** Do you prefer a traditional, progressive, or Montessori approach to learning?
- **Special Needs Support:** Does your child require specialized services or resources?
- **Extracurricular Activities:** What type of sports, clubs, or extracurricular programs are important to you?
- **Diversity and Inclusivity:** How diverse is the school community, and does it embrace inclusivity?

Defining your needs will serve as a roadmap for your research and help you narrow down your search.

Step 2: Explore Different School Options

Now that you have a clear understanding of your priorities, begin exploring various school options. Consider the following sources:

- **Local School Districts:** Reach out to your local school district to gather information about public schools in your area.
- **Private Schools:** Research reputable private schools that offer programs tailored to your child's needs.
- **Online Directories:** Utilize online directories such as GreatSchools and Private School Review to browse schools and read reviews.
- **Networking:** Attend educational fairs and connect with other parents and educators to gather firsthand insights.

Cast a wide net to ensure you're aware of all the schools that match your criteria.

Step 3: Conduct Thorough Research

Once you have a list of potential schools, delve into thorough research to gather detailed information about each one:

- **Visit the Schools:** Schedule visits to the schools you're interested in to observe the learning environment firsthand.
- **Review School Websites:** Visit the official websites of each school to access curriculum outlines, test scores, and extracurricular activities.
- **Attend Open Houses:** Participate in open houses to meet teachers, administrators, and other parents.
- **Read School Reviews:** Check online reviews on platforms like Yelp and Google My Business to gain insights from other families.
- **Interview Teachers and Staff:** Request interviews to engage with teachers and staff to discuss their teaching philosophies and support systems.

Comprehensive research will provide you with a deep understanding of each school's offerings and culture.

Step 4: Assess School Quality

With ample information gathered, it's time to evaluate the quality of each school. Consider the following factors:

- **Academic Performance:** Review test scores and curriculum to assess academic rigor and student achievement.
- **Teacher Qualifications:** Inquire about teacher credentials, experience, and professional development opportunities.
- **Class Size and Resources:** Investigate the average class size and availability of resources such as libraries, labs, and technology.
- **Discipline and Safety:** Determine the school's approach to discipline and the safety measures in place to protect students.
- **School Culture:** Observe the overall atmosphere of the school, including student-teacher relationships and extracurricular activities.

A comprehensive assessment will help you identify schools that align with your educational aspirations.

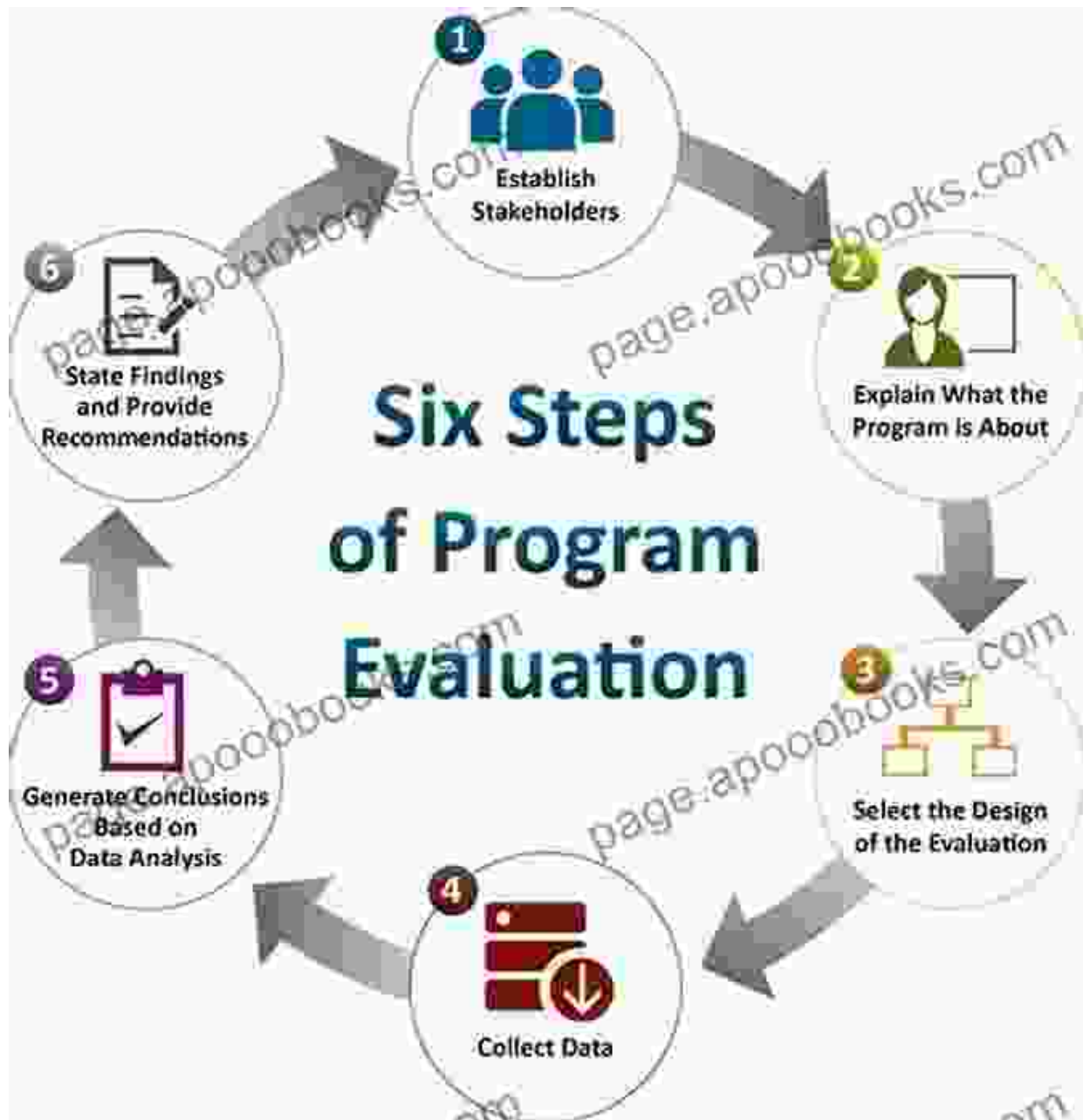
Step 5: Make an Informed Decision

After carefully considering all the information you've gathered, you're ready to make an informed decision. Compare the schools you've researched and weigh their pros and cons against your needs and values.


Remember, the best school for your child is the one that provides the ideal balance of academic excellence, support, and a thriving environment where they can flourish.

Researching and evaluating schools can be a time-consuming but rewarding process. By following these comprehensive steps, you can confidently navigate the complexities of the educational landscape and make the best choice for your child's educational journey.

Remember, this guide is just a starting point. The more you engage in the research and evaluation process, the more equipped you will be to find the perfect fit for your child. Let your unwavering commitment to finding the best possible school guide you on this extraordinary adventure.



Finding the Right Colleges for You: 7 Steps to Researching & Evaluating Schools That Match Your



Needs by Roni Loren

★★★★★ 5 out of 5

Language	: English
File size	: 1246 KB
Text-to-Speech	: Enabled
Enhanced typesetting	: Enabled
Word Wise	: Enabled
Print length	: 106 pages
Lending	: Enabled
Screen Reader	: Supported



Journey into the Verdant Realm of "Plants vs. Zombies: Timepocalypse" by Paul Tobin

Immerse Yourself in an Epic Battle for Survival Prepare yourself for an exhilarating adventure as you delve into the pages of "Plants vs. Zombies: Timepocalypse," a...



Unveiling the Allure of Modish Crochet Hats Annie Crochet: A Journey into the Realm of Style and Creativity

In the realm of fashion and creativity, the art of crocheting unravels a world of endless possibilities. Among the captivating creations that emerge from the...